



A2U

INTRODUCING THE A2U - 2 SEAT UTILITY






The versatile A2U two seat utility features a robust fixed aluminum cargo tray measuring L- 600mm x W-1150mm x H-265mm. The A2U is the ideal solution for efficiently moving personnel and their tools and equipment around large resorts, gated communities, sporting complexes and industrial facilities. Fully equipped for conditional registration the A2U is the ultimate all-rounder for general maintenance duties.

OUTSTANDING SPECIFICATIONS AND EXCEPTIONAL WARRANTY

Based on advanced German engineering and design all **e-car** models feature the industry's leading U.S.A. and European brand electrical and mechanical components and are backed by an exceptional warranty.

- 10 years on the chassis,
- 3 years on electrical and mechanical components
- 2 years on batteries.

CHOICE OF SIX STANDARD COLOURS * Metallic

	Green*		Burgundy*		Blue*
	Arctic White		Champagne*		Black*

Other colours by special order. (Minimum quantities may apply)



STANDARD FEATURES

BODY PANELS

ABS 747 Injection molded P.P. panels infused with automotive grade U.V. resistant gloss colour finish.

BATTERIES

U.S. TROJAN 8v deep cycle, heavy duty lead acid batteries. 10hr short charge cycle. 2 year warranty.

MOTOR

Premium quality U.S. ADC 48v 3.7kw high efficiency shunt wound, separately excitable motor.

CHARGER

DC 48v 16A fully automatic, high frequency intelligent charger.

STEERING

Self-adjusting, permanently lubricated rack & pinion steering with sealed tie-rod ends.

SUSPENSION

Automotive style fully independent with helical springs over hydraulic struts, cast aluminium front hubs and permanently lubricated sealed bearings.

TRANS-AXLE

Italian GRAZIANO direct coupled, spline-less trans-axle with high ratio precision helical gears @ 12.315:1 drive ratio. Low noise, minimal wear, low maintenance and long life.

CONTROLLER

U.S. Curtis PMC 1266 SepEx microprocessor based, programmable, MOFSET power.

CHASSIS

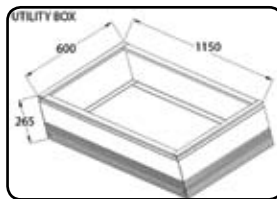
Seamless ladder style high tensile tubular steel with anti-corrosive full immersion phosphate treatment, electro-deposition epoxy base coating and electrostatically applied laser painted top coat for maximum durability. 10 year warranty.

CARGO TRAY

Fixed aluminium robust cargo tray L 600mm x H 265mm x W 1150mm Great general purpose ute.

BRAKES

Mechanical self-adjusting rear drum brakes..



SPECIAL BONUS FEATURES ● - Standard ○ -Optional

Full Light Kit, Indicators & Horn	●	Split Folding Windscreen	●
Front Basket	●	Rear Sweater Basket	○
2 x Side Cooler Baskets	○	Metallic Paint Finish	●
Chrome Dress Rims	●	2 x Large Side Rear View Mirrors	●

ACCESSORIES ● - Standard ○ -Optional

All Weather Covers - Clear	○	All Weather Covers - Tinted	○
Fold Down Bag Canopy	○	Dust Cover - Zippered	○
Floor Mats - Rubber	○	Floor Mats - Woollen (Backed)	○
Seat Cover Set - Front	○	Seat Cover Set - Rear	○
Sand Bottle (Incl. Bracket)	○	Ball & Club Washer (Incl. Bracket)	○
Under Seat Tray	○	Cooler (Esky - fit side baskets)	○

SPECIFICATIONS

LENGTH (mm)	2450
WIDTH (mm)	1160
HEIGHT (mm)	1840
GROUND CLEARANCE (mm)	114
TREAD WIDTH (mm)	870/980
ENDURANCE (Km)	80-100
FORWARD SPEED (Km/h)	18-24
BRAKING DISTANCE (Metres)	=<2.5
TURNING RADIUS (Metres)	2.9
CLIMB CAPABILITY (Full Load - Safe/Max %)	30/46
TIRES	18x8.5-8
REC. AIR PRESSURE (PSI)	22
NET WEIGHT - NO BATTERIES (Kg)	260
LOAD CAPACITY (Kg)	360